



GENERATION
NEXT.0



وزارة التربية والتعليم
MINISTRY OF EDUCATION



مسابقة الإمارات للعالم الشاب
Emirates Young Scientist Competition

Registration Guide

- Click [HERE](http://nstifestival.ae) or type <http://nstifestival.ae> in your browser to access the website

- Scroll down and click “Step 1 – Register Now” to create an account.

Notes:

- This step should be done by the project’s supervisor NOT the student.
- The supervisor will register students in the next steps and assign them to their projects.



Overview

The fourth edition of the Emirates Young Scientist Competition will be held in March 2022 at EXPO. The event is set to attract both students and teachers with its attractive environment that fosters a passion for science, technology, innovation and entrepreneurship. The Emirates Young Scientist Competition brings together leading international experts and institutions in science, technology, innovation, and entrepreneurship. This offers participants the opportunity to learn, share knowledge, discuss ideas and work together to achieve tangible results backed up by scientific research, science and technology, yet instil creativity and innovation throughout the process.



جائزة الإمارات للعالم الشباب
Emirates Young Scientist Award
71,000 AED

How to register?

Step 1 - Register Now



- The Teacher/Supervisor must complete all the required fields in the personal details form ACCURATELY
- **Note:** you CANNOT create multiple accounts. Make sure you type in your email and Emirates ID correctly.

Emirates Young Scientist Competition

Profile Type (**Note: Only teachers can register new projects.**) *

Teacher/Supervisor	Student
--------------------	---------

Email

Full Name in Arabic

Full Name in English

Gender *

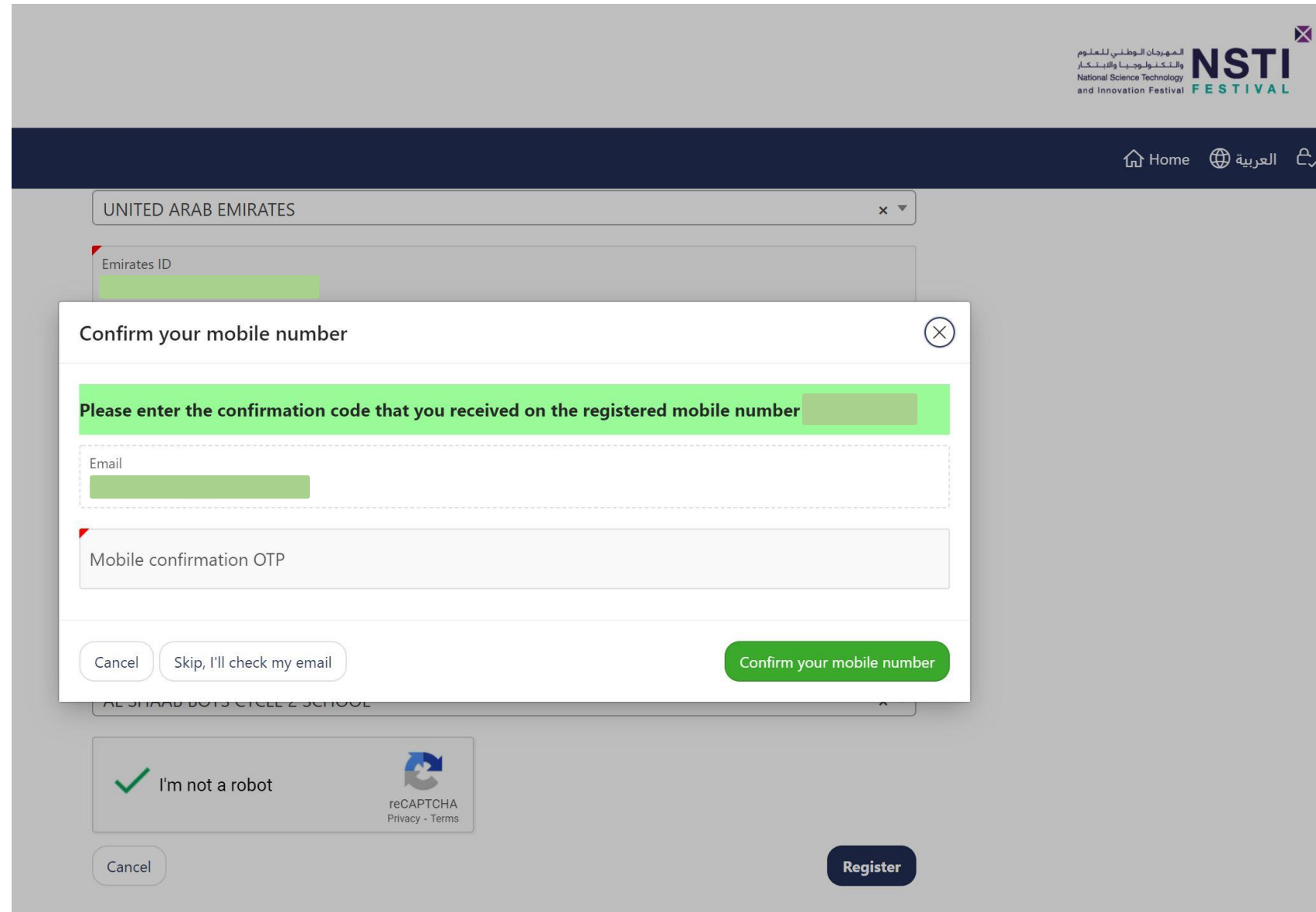
Male	Female
------	--------

Mobile Number
0501234567

Nationality *


Emirates ID
784-1234-1234567-1

- You will receive a One-Time-Password on the registered mobile number within minutes.
- Type in the 6-digit number and click **“Confirm mobile number”**
- You can also click **“Skip, I’ll check my email”**
- In all cases, you will receive an email with the activation link



The screenshot shows the registration page for the NSTI Festival. At the top right, there is a navigation bar with 'Home' and 'العربية' (Arabic) options. The main form area includes a dropdown menu for 'UNITED ARAB EMIRATES', an 'Emirates ID' field, and a 'Mobile confirmation OTP' field. A modal window titled 'Confirm your mobile number' is overlaid on the form. The modal contains a green instruction bar: 'Please enter the confirmation code that you received on the registered mobile number'. Below this is an 'Email' field and a 'Mobile confirmation OTP' field. At the bottom of the modal, there are three buttons: 'Cancel', 'Skip, I'll check my email', and 'Confirm your mobile number'. Below the modal, there is a reCAPTCHA widget with a green checkmark and the text 'I'm not a robot', and a 'Register' button.

Thank you for confirming your mobile number. Please check your mail inbox to activate your account and set a new password.



المهرجان الوطني للعلوم
والتكنولوجيا والابتكار
National Science Technology
and Innovation Festival

username

password

Emirates Young Scientist Competition

Remember username

Sign In

English اللغة العربية

[Not registered? Create an account](#)

[Lost your password? Set a new password](#)

You will be re-directed to a log in page asking you to check your email



NSTI Festival <online.users.NSTI@moe.gov.ae>
to me

Activate your account

Hello "Your Name in English"

Thank you for registering in NSTI portal, click the button below to activate your account.

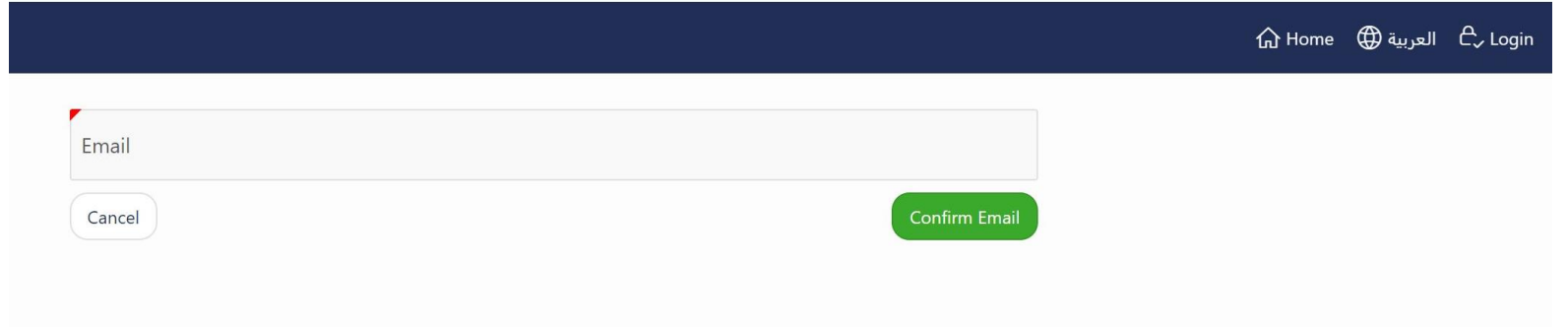
Activate My Account

After activating your account, you can log in and complete the process.

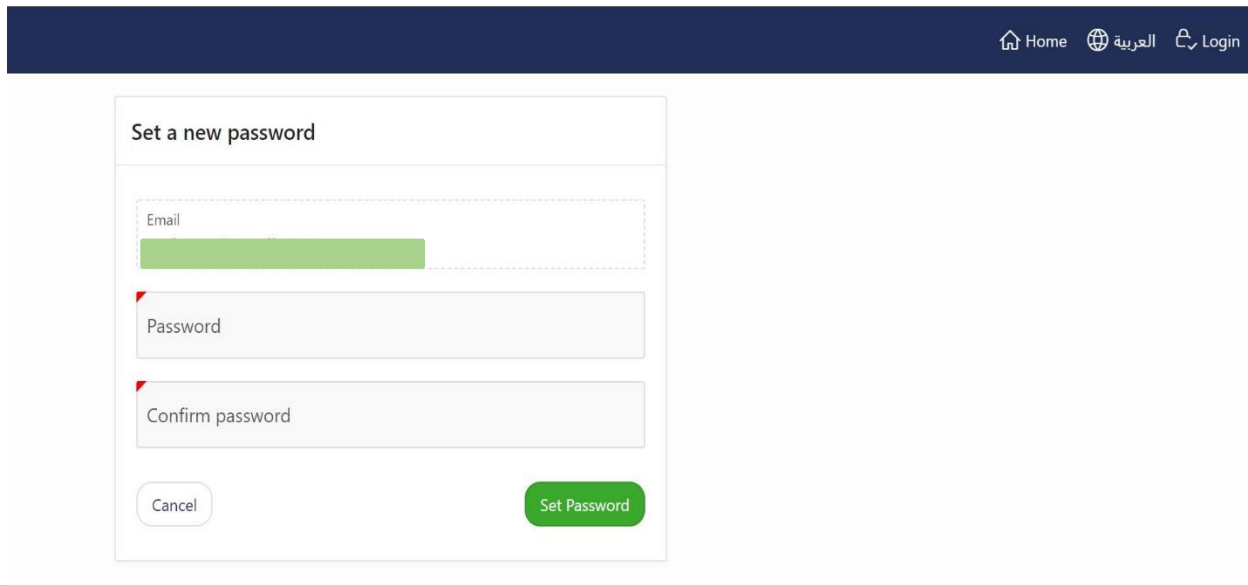
Regards,
– NSTI Festival Team
Ministry of Education



Check your email (both **inbox** and **Junk/Spam** folders) and click “Activate My Account”



- Click the Activation Link you received, type your email, then click “Confirm Email”.
- **NOTE: do NOT click enter on your keyboard, click the button “Confirm Email”.**



Set a password for your account

✓ Password has been reset successfully.

Home العربية Login

username

password

Emirates Young Scientist Competition

Remember username

Sign In

English

اللغة العربية

[Not registered? Create an account](#)

[Lost your password? Set a new password](#)

- You will be re-directed to the login page, use the email and password you just registered with.
- Make sure “Emirates Young Scientist Competition” is selected for this login
- You can always click “Lost your password?” in case you didn’t receive an activation link or you forgot your login credentials



جائزة الإمارات للعالم الشاب
Emirates Young Scientist Award
71,000 AED

Overview

The fourth edition of the Emirates Young Scientist Competition is held in March 2022 at EXPO. The event is set to attract both students and professionals in its attractive environment that fosters a passion for science, innovation, and entrepreneurship. The Emirates Young Scientist Competition brings together leading international experts and institutions in technology, innovation, and entrepreneurship. This offers an opportunity to learn, share knowledge, discuss ideas and achieve tangible results backed up by scientific research, technology, yet instill creativity and innovation throughout the event.

[How to register?](#)

Step 2- Add a Project

After you login, click “Step 2- Add a Project”

Submit a new project

click "Submit a new project"

Your Science Project

The Emirates Young Scientist Competition application is submitted in three phases. At each phase, the judging committee will judge the project submitted, and determine whether the project is rejected, or, accepted to qualify for the following phase. Upon successful completion of the third and final phase, the students and project supervisor will be notified to attend the Emirates Young Scientist Competition from the 5th until the 7th of March 2022.

Students must bring with them:

1. Project Diary

This is a diary showing what the student has done on the project from start to finish. This will help students answer any of the judges questions on the judging days

2. Project Report

It should include all the detailed information of the 3 submission phases

3. Project Poster

To be submitted during phase 3, printed on A0 paper, and brought for display set up during the festival

Phase 1 Submission

click "Phase 1 Submission"

- The Teacher/Supervisor must fill in all the required fields in phase 1 of the Project Submission form.
- Make sure you read the description of each field before filling in.

- Click **“Create”** button at the bottom of the page

Project Submission

Project Category
You have to select one of the following 4 categories which best aligns with your proposed project. The selection refers to the area of novelty in your project outcome. (Note that NSTI team may change your project's category as best fits)

Project Category

Age Group *

Intermediate (Grade 5-8) Senior (Grade 9-12)

Number of students
Students can participate in individual projects (UAE Nationals only) or group projects (a maximum of three students per group given that two of them are UAE nationals)

Number of students *

Individual Project Group Project - 2 students Group Project - 3 students

Project Name
Your title is extremely important to engage the audience. A good title should simply and accurately present your research. The title should make readers want to know more. Titles like "Smart City" or "My Companion" WILL NOT be accepted because they do NOT reflect the research behind your project.

Project Name

Project Overview
It should be (250-500 words) and include a short summary of your project. If someone reads this summary they should understand what the student is setting out to achieve

Project Overview *

Hypothesis/expected outcomes *

Approach/Experimental Procedures
How are you going to test your hypothesis? / How are you going to achieve the aim of your project?

Approach/ Experimental Procedures *

Background Research
Mention any theoretical concepts and equations you will align with your project

Background Research

Existing solutions
Mention any existing solutions you found based on your research on the problem you are tackling

Existing solutions

Cancel Create

✔ Action Processed.

Students List

Register a new student to the system +

Number of students
Students can participate in individual projects (UAE Nationals only) or group projects (a maximum of three students per group given that two of them are UAE nationals)

Add student from the list

Assign this student to the Project +

Project code: YS20258

Project status: Pending

Submit Project

- After you Click create, the Students List section will appear, Click **“Register a new student to the system”**

Register a new student

Full Name in Arabic

Full Name in English

Gender *
Male Female

Email
Student's Email

Mobile Number

Nationality *

Emirates ID
784-1234-1234567-1

Grade Level *
Grade 5 Grade 6 Grade 7 Grade 8 Grade 9 Grade 10 Grade 11 Grade 12

School Type

Emirate

Cancel Save

- Fill in the correct student details
- Repeat this step for all your students

Students List

Register a new student to the system 

Number of students

Students can participate in individual projects (UAE Nationals only) or group projects (a maximum of three students per group given that two of them are UAE nationals)

Add student from the list

Ahmed - ARMENIA

Ali - UNITED KINGDOM

Hamad - UNITED ARAB EMIRATES

After you registered all the students, click the drop-down menu button and select the relevant student from the list

- Click “Assign this student to the project”
- Repeat this step for all the students within this project (if applicable)

Students List

Register a new student to the system 

Number of students

Students can participate in individual projects (UAE Nationals only) or group projects (a maximum of three students per group given that two of them are UAE nationals)

Add student from the list

Ali - UNITED KINGDOM 

Assign this student to the Project 

Project code
YS88999

Project status
Pending

Submit Project 

Students List

Register a new student to the system 

Number of students

Students can participate in individual projects (UAE Nationals only) or group projects (a maximum of three students per group given that two of them are UAE nationals)

You can not add more students as you already selected the specified number of students.

Student Name	Nationality	Emirates Id	Mobile	Email	Grade Level
Ali	UNITED KINGDOM				10
Hamad	UNITED ARAB EMIRATES				11

1 - 2

Project code
YS88999

Project status
Pending

Submit Project 

 Your project has been submitted.

 Emirates Young Scientist Competition  My Profile  My Projects  العربية 

Students List

Register a new student to the system 

Number of students

Students can participate in individual projects (UAE Nationals only) or group projects (a maximum of three students per group given that two of them are UAE nationals)

You can not add more students as you already selected the specified number of students.

Student Name	Nationality	Emirates Id	Mobile	Email	Grade Level
Ali	UNITED KINGDOM				10
Hamad	UNITED ARAB EMIRATES				11

1 - 2

Project code
YS88999

Project status
Submitted

Submit Project 

- After adding all the students to the project, Click **“Submit Project”**
- **Notes:**
 - Make sure the project age group (intermediate/senior) matches the student’s grade level
 - Make sure you abide by the nationality criteria. (individual Projects – Only local students) Group Projects (maximum of 1 non-local student)

- After you click “Submit Project”, a success message will appear and your project status is changed to **“Submitted”**



Q Go Actions

Submit a new project

Created On > 01/11/2021 00:00:00

Project Code	Project Name	Age Group	Category	Project Overview	Hypothesis/expected outcomes	Approach/ Experimental Procedures	Number of students	Created On	Status
YS88999	test	Senior (Grade 9-12)	Behavioural and Social Sciences	Test	Test	Test	2	15/11/2021 00:52:04	Submitted

1 - 1 of 1

- You can always click “My Projects” to display the full list of your projects and Submit new ones
- Always make sure that your project status is “Submitted” to be eligible for judging.
- Projects with “Pending” status are incomplete and will NOT be evaluated.